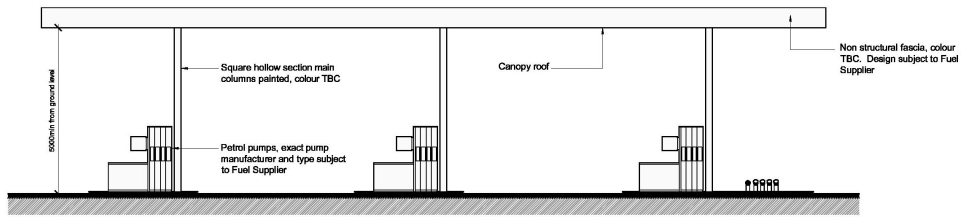


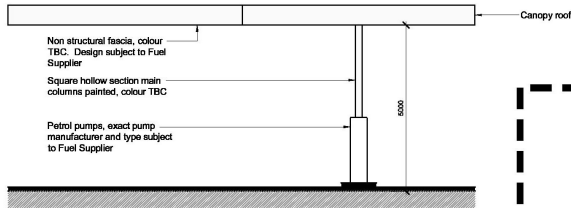
THIS DOCUMENT AND ALL INFORMATION CONTAINED HEREIN IS CONFIDENTIAL AND THE INTELLECTUAL PROPERTY OF ADS DESIGN. IT IS ISSUED IN CONFIDENCE ON THE BASIS THAT IT WILL NOT BE DISCLOSED TO ANY THIRD PARTY, USED, SOLD, LOANED, LICENSED OR REPRODUCED IN WHOLE OR PART IN ANY MANNER OR FORM FOR MANUFACTURING, REPRODUCTION OR ANY OTHER PURPOSES WITHOUT THE WRITTEN PERMISSION OF ADS DESIGN. © ADS DESIGN



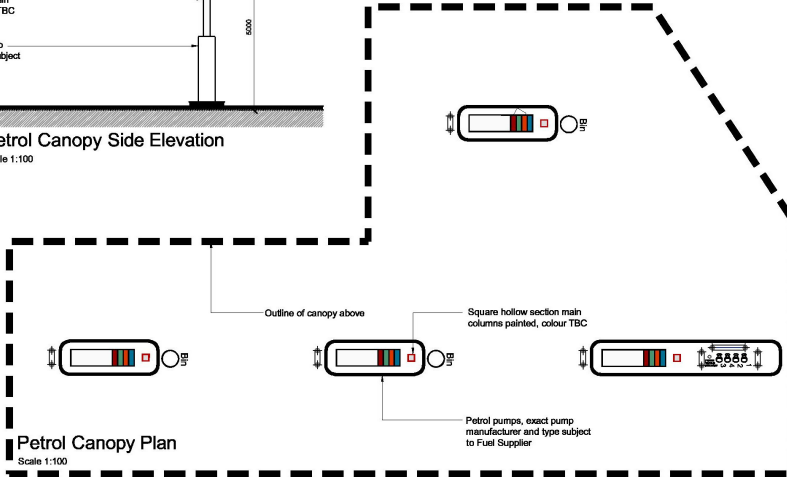
Petrol Canopy Front / Rear Elevation
Scale 1:100

date valid 11/10/2018

THIS COPY HAD BEEN MADE BY OR WITH THE AUTHORITY OF RYEDALE DISTRICT COUNCIL PURSUANT TO SECTION 47 OF THE COPYRIGHT DESIGNS AND PATENTS ACT 1988. UNLESS THAT ACT PROVIDES A RELEVANT EXCEPTION TO COPYRIGHT, THE COPY MUST NOT BE COPIED WITHOUT THE PRIOR PERMISSION OF THE COPYRIGHT OWNER.



Petrol Canopy Side Elevation
Scale 1:100



Petrol Canopy Plan
Scale 1:100

A	11.11.18
REVISED BY	LOANED/ISSUED
CLIENT	JOS RICHARDSON & SON
PROJECT	MIDDLETON SERVICE STATION PICKERING
TITLE	PETROL CANOPY
DATE	17.07.18
SCALE	1:100 @ A3
JOB NO	1562
DRW	11a

